











ESQUEMA 1: SELECCIÓN DE DEFINICIONES, TERMINOS, CONCEPTOS DE LA ASIGNACION GRUPAL.

A large, empty rectangular box with a thin black border, intended for students to write their selected definitions, terms, and concepts for the group assignment.A second large, empty rectangular box with a thin black border, identical in format to the first one, for additional notes or definitions.A third large, empty rectangular box with a thin black border, identical in format to the previous ones, for further notes or definitions.

ESQUEMA 2: CONSOLIDACION Y ANALISIS DEL CONCEPTO CON SUS ASPECTOS MAS RESALTANTES.



ESQUEMA 3: ASOCIACION CONCEPTO CON LA ENFERMEDAD PARA USO TEORICO-PRACTICO

ENFERMEDAD.

ASOCIACION CON CONCEPTO.

